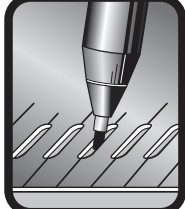


# INCRA RULES

## 12" Precision Centering Rule

*Put YOUR Mark on Precision*

*Any rule can just measure, but only INCRA guarantees YOUR mark of precision on everything you do!*



## Easy and Accurate

### To mark with a 0.5mm Mechanical Pencil:

Just hold the pencil vertically and draw a short line in one of the slots, or twist the pencil in a hole to mark a dot.

### To mark with a Wooden Pencil:

First, sharpen the pencil, then twist the lead once or twice in any one of the holes to give it an ultra fine point ready for marking.

### To mark with a Metal Scribe or Center Punch:

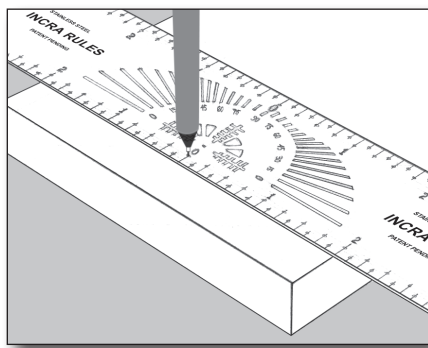
Any scribe or center punch sharp enough to fit through the holes can be used. Use finger pressure ONLY to mark a precisely located "dimple" in soft materials such as wood, paper, plastic, brass or aluminum.

**DO NOT** damage your precision rule by pounding the point through the hole with a hammer.

## Center Finding

### To find and mark your center:

Position the centering rule so that it shows the same measurement at each edge of your workpiece. Place your pencil in the zero hole and twist the pencil to leave your center perfectly marked.

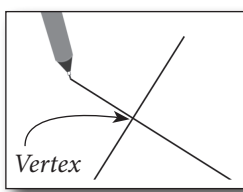


You'll also find your centering rule handy for laying out a series of measurements on either side of any known starting point. Simply scribe a line at your starting point, align the zero with your mark, then twist your pencil through the hole at each of the desired measurements.

## Protractor Feature

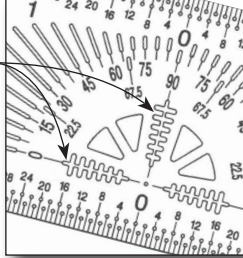
### Locate the vertex on your drawing:

Draw two perpendicular lines that intersect at the desired vertex.



### Position protractor and mark your angle:

Use the windows feature to align the protractor with the vertex on your drawing. Place a mark at the desired angle.



*When accuracy counts...*

**INCRA RULES!**



*INCRA RULES are available in many other popular styles and lengths.*



Manufactured by:  
Taylor Design Group  
P.O. Box 810262  
Dallas, Texas 75381  
[www.incra.com](http://www.incra.com)

INCRA is a Registered Trademark  
of Taylor Design Group, Inc.  
©2013 Taylor Design Group, Inc.